



Terminal

3800

- ▶ Not approvable
- ▶ Protection class IP 42 or IP 67
- ▶ Backlit LC display, character height: 25 mm
- ▶ 5-key operation with freely assignable F key
- ▶ Units in g, kg or lb




Features

- ▶ Not approvable, resolution up to 32.000 d, fast and stable standstill behaviour (filter type 3)
- ▶ Protection class IP 42
- ▶ Large LC display, character height: 25 mm
- ▶ 5-key operation with freely assignable F key
- ▶ Dimensions: 303 x 95 x 57 mm
- ▶ Functions: Weigh, tare, plus/minus weighing, add, hold, user filter setting, print/EDV with variable print layout, auto tare
- ▶ Internal user calibration for location-specific adjustments
- ▶ Units in g, kg or lb
- ▶ Integrated USB interface type B (virtual serial interface)
- ▶ Additional slot for optional interface
- ▶ Power supply operation: 100 - 240 V / 50 - 60 Hz
Battery operation (6x AA batteries) or
optional battery operation with battery pack and charging circuit
(battery life approx. 50 hrs., depending on settings)
- ▶ Wall / stand bracket optional







Products

Order number Variation	Approvable	Model	Protection class
3800.01.001 Terminal	No	Not approvable, with virtual serial USB interface	IP 42

Accessories

Order number Variation		Description
2503.30.005		Wall/stand bracket 38xx, stainless steel (required for bench and floor stand)
2504.08.005		Bench stand, powder-coated, height = 400 mm (for infrastructure 2890-2893)
2504.08.007		Shortening of the bench stand to H = 200 mm (in connection with bench stand)
2504.10.001		Floor stand with floor plate 200 x 200 mm, stainless steel, approx. height: 1,150mm
2504.11.001		Stand base, painted, 390 x 390 mm (for floor stand - for free standing)
2504.20.001		Floor stand with floorplate 200 x 200 mm, stainless steel, height ~ 1,150 mm
2504.21.001		Stand base, stainless steel, 390 x 390 mm (for floor stand - for free standing)
2550.05.002		Plug-in connection with ident chip installed, approvable separating point between scale and display, e.g. floor mounting Any required options must be included in the purchase order. Retrofits are not possible
2550.05.004		Plug-in connection with ident chip installed, straight plug D = 20 mm, approvable separating point between scale and display Any required options must be included in the purchase order. Retrofits are not possible
2550.03.022		USB 2.0 cable 3 m with 2 plugs A-plug, B-plug, for IP 42 version (for integrated virtual serial USB interface and keyboard wedge)
2558.06.001		Extension module for serial interface (2 slots) and control light connection (optional interface modules required) Option must be included in the purchase order. Retrofits are not possible.
2563.49.003		RS422/485 interface installed (module 2563.50.00x / 2558.06.001 required) Any required options must be included in the purchase order. Retrofits are not possible
2563.21.007		RS 232 interface installed, 5-pin (module 2563.50.00x / 2558.06.001 required) Any required options must be included in the purchase order. Retrofits are not possible
2550.03.002		IT cable 2 m, 5-9 pin
2550.00.008		PC/computer data cable 2-10 m, 5-9 pin
5751.01.002		Dataset format, customer-specific

Accessories

Order number Variation		Description
2795.20.001		Label printer, printing width up to 108 mm (thermo direct)
2550.03.010		Printer cable, 5-pin - 9-pin, 2 m (for printer 2795.20.001)
2795.12.002		Label printer with cut-off device, print width up to 104 mm (thermo-direct)
2795.14.005		Tape printer, paper width up to 76 mm (9 pin)
2550.03.007		Printer cable, 5-pin - 25-pin, 2 m (for printer 2795.12.002 / 2795.14.005)
2550.00.009		Printer cable, 5-pin - 25-pin, 2-10 m (for printer 2795.12.002 / 2795.14.005)
5751.01.001		Print format design, customer-specific
5751.01.004		Dataset/print format installation of existing or provided data
2562.01.004		Large display LED 95 mm, 5 pin plug with 10 m cable
2562.12.001		Second display LED 38 mm, 5 pin plug with 15 m cable
2564.10.001		PC service software (print image design, data record, printer setup)
2564.20.002		Scale Connecting , software for transferring scale data to PC based software
2564.20.005		Scale Connecting Plus, extensive software for transferring scale data to PC-based software (with activation code)
2564.20.006		Software for linking scale to SAP R/3, single-user solution for SAP GUI via RS 232, USB or Ethernet
2564.20.010		Software for linking scale to SAP R/3, Server solution via Ethernet
2557.40.005		Battery incl. charging circuit installed for mains-free operation Option must be included in the purchase order. Retrofits are not possible

Accessories

Order number Variation	Description
2557.25.002	UK power adapter
2557.25.004	US power adapter